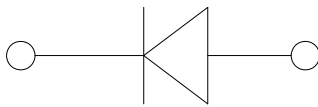


## Super Fast Recovery Rectifier



### Features

- Ultrafast reverse recovery time
- Low leakage current
- Low switching losses, high efficiency
- High forward surge capability
- Glass passivated chip junction
- Solder dip 275 °C max. 7 s, per JESD 22-B106

### Typical Applications

For use in high frequency rectification and freewheeling application in switching mode converters and inverters for consumer, computer and telecommunication.

### Mechanical Data

- **Package:** DO-204AC(DO-15)  
Molding compound meets UL 94 V-0 flammability rating, RoHS-compliant
- **Terminals:** Tin plated leads, solderable per J-STD-002 and JESD22-B102
- **Polarity:** Color band denotes the cathode end

### ■ Maximum Ratings (Ta=25°C Unless otherwise specified)

PARAMETER	SYMBOL	UNIT	MUR220	MUR240	MUR260
Device marking code			MUR220	MUR240	MUR260
Maximum Repetitive Peak Reverse Voltage	$V_{RRM}$	V	200	400	600
Maximum RMS Voltage	$V_{RMS}$	V	140	280	420
Maximum DC blocking Voltage	$V_{DC}$	V	200	400	600
Average Forward Current @60Hz sine wave, Resistance load, Ta =75°C	$I_{F(AV)}$	A	2.0		
Forward Surge Current (Non-repetitive) @60Hz Half-sine wave, 1 cycle, Tj=25°C	$I_{FSM}$	A	60		
Forward Surge Current (Non-repetitive) @1ms, square wave, 1 cycle, Tj=25°C			120		
Current squared time @1ms≤t≤8.3ms Tj=25°C, Rating of per diode	$I^2t$	A <sup>2</sup> s	15		
Typical junction capacitance @Measured at 1MHz and Applied Reverse Voltage of 4.0 V.D.C	$C_j$	pF	39	25	24
Storage Temperature	$T_{stg}$	°C	-55 ~ +150		
Junction Temperature	$T_j$	°C	-55 ~ +150		



# MUR220 THRU MUR260

## ■ Electrical Characteristics (T<sub>a</sub>=25°C Unless otherwise specified)

PARAMETER	SYMBOL	UNIT	TEST CONDITIONS	MUR220	MUR240	MUR260
Maximum instantaneous forward voltage drop per diode	V <sub>F</sub>	V	I <sub>FM</sub> =2.0A	0.875	1.25	
Maximum DC reverse current at rated DC blocking voltage per diode	I <sub>R</sub>	μA	T <sub>j</sub> =25°C	2.5		
			T <sub>j</sub> =125°C	100		
Maximum reverse recovery time	t <sub>rr</sub>	ns	I <sub>F</sub> =0.5A, I <sub>R</sub> =1.0A, I <sub>rr</sub> =0.25A	25	50	

## ■ Dynamic Characteristics

### ◆ MUR220

PARAMETER	SYMBOL	UNIT	TEST CONDITIONS		Min	Typ	Max
Reverse Recovery Time	T <sub>RR</sub>	ns	T <sub>j</sub> =25°C	I <sub>F</sub> =1A, di/dt=-50A/us V <sub>RM</sub> =30V	-	26	-
			T <sub>j</sub> =25°C	I <sub>F</sub> =2A di/dt=-200A/us V <sub>RM</sub> =100V	-	21	-
			T <sub>j</sub> =125°C		-	23	-
Peak recovery current	I <sub>RRM</sub>	A	T <sub>j</sub> =25°C	I <sub>F</sub> =2A di/dt=-200A/us V <sub>RM</sub> =100V	-	2.6	-
			T <sub>j</sub> =125°C		-	3.9	-
Reverse recovery charge	Q <sub>rr</sub>	nC	T <sub>j</sub> =25°C	I <sub>F</sub> =2A di/dt=-200A/us V <sub>RM</sub> =100V	-	26.8	-
			T <sub>j</sub> =125°C		-	44.9	-
Non-repetitive avalanche energy	E <sub>AS</sub>	mJ	T <sub>j</sub> =25°C	I <sub>R</sub> =1.6 A, L=15 mH	19.2	-	-

### ◆ MUR240

PARAMETER	SYMBOL	UNIT	TEST CONDITIONS		Min	Typ	Max
Reverse Recovery Time	T <sub>RR</sub>	ns	T <sub>j</sub> =25°C	I <sub>F</sub> =1A, di/dt=-50A/us V <sub>RM</sub> =30V	-	35	-
			T <sub>j</sub> =25°C	I <sub>F</sub> =2A di/dt=-200A/us V <sub>RM</sub> =200V	-	27	-
			T <sub>j</sub> =125°C		-	44	-
Peak recovery current	I <sub>RRM</sub>	A	T <sub>j</sub> =25°C	I <sub>F</sub> =2A di/dt=-200A/us V <sub>RM</sub> =200V	-	3.6	-
			T <sub>j</sub> =125°C		-	5.8	-
Reverse recovery charge	Q <sub>rr</sub>	nC	T <sub>j</sub> =25°C	I <sub>F</sub> =2A di/dt=-200A/us V <sub>RM</sub> =200V	-	49.5	-
			T <sub>j</sub> =125°C		-	128.1	-
Non-repetitive avalanche energy	E <sub>AS</sub>	mJ	T <sub>j</sub> =25°C	I <sub>R</sub> =1.0 A, L=15 mH	7.5	-	-

### ◆ MUR260

PARAMETER	SYMBOL	UNIT	TEST CONDITIONS		Min	Typ	Max
Reverse Recovery Time	T <sub>RR</sub>	ns	T <sub>j</sub> =25°C	I <sub>F</sub> =1A, di/dt=-50A/us V <sub>RM</sub> =30V	-	46	-
			T <sub>j</sub> =25°C	I <sub>F</sub> =2A di/dt=-200A/us V <sub>RM</sub> =400V	-	36	-
			T <sub>j</sub> =125°C		-	56	-
Peak recovery current	I <sub>RRM</sub>	A	T <sub>j</sub> =25°C	I <sub>F</sub> =2A di/dt=-200A/us V <sub>RM</sub> =400V	-	3.6	-
			T <sub>j</sub> =125°C		-	5.2	-
Reverse recovery charge	Q <sub>rr</sub>	nC	T <sub>j</sub> =25°C	I <sub>F</sub> =2A di/dt=-200A/us V <sub>RM</sub> =400V	-	63.5	-
			T <sub>j</sub> =125°C		-	144.5	-
Non-repetitive avalanche energy	E <sub>AS</sub>	mJ	T <sub>j</sub> =25°C	I <sub>R</sub> =1.3A, L=15 mH	12.7	-	-



# MUR220 THRU MUR260

## ■ Thermal Characteristics (T<sub>a</sub>=25°C Unless otherwise specified)

PARAMETER	SYMBOL	UNIT	MUR220	MUR240	MUR260
Typical Thermal Resistance	R <sub>θJ-A</sub>	°C/W	50		

## ■ Ordering Information (Example)

PREFERRED P/N	PACKAGE CODE	UNIT WEIGHT(g)	MINIMUM PACKAGE(pcs)	INNER BOX QUANTITY(pcs)	OUTER CARTON QUANTITY(pcs)	DELIVERY MODE
MUR220 ~ MUR260	D1	Approximate 0.38	3000	3000	30000	Tape
MUR220 ~ MUR260	C1	Approximate 0.38	500	500	25000	Bulk

## ■ Characteristics(Typical)

FIG.1: I<sub>o</sub>-T<sub>a</sub> Curve

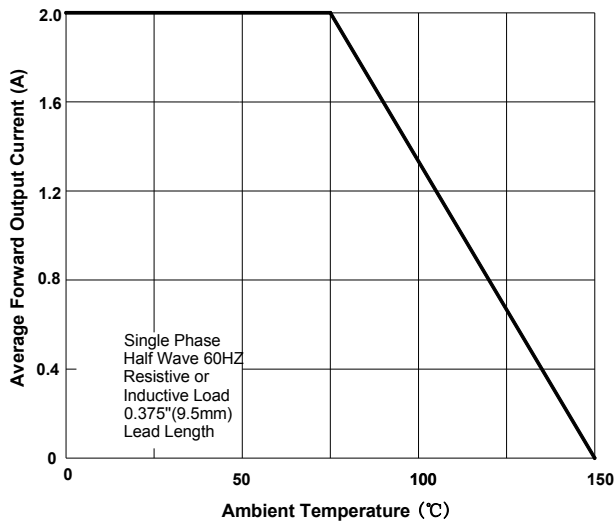


FIG.2: Forward Surge Current Capability

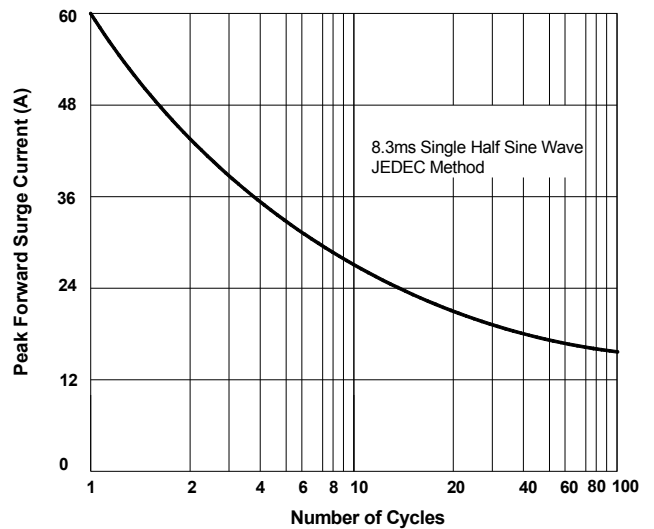


FIG.3: Forward Voltage

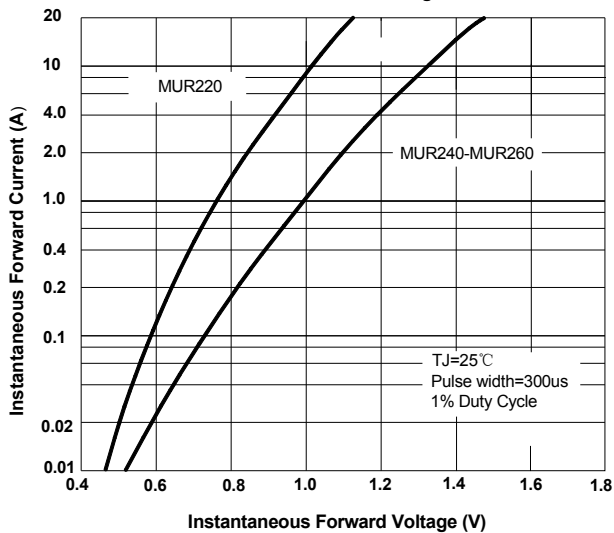
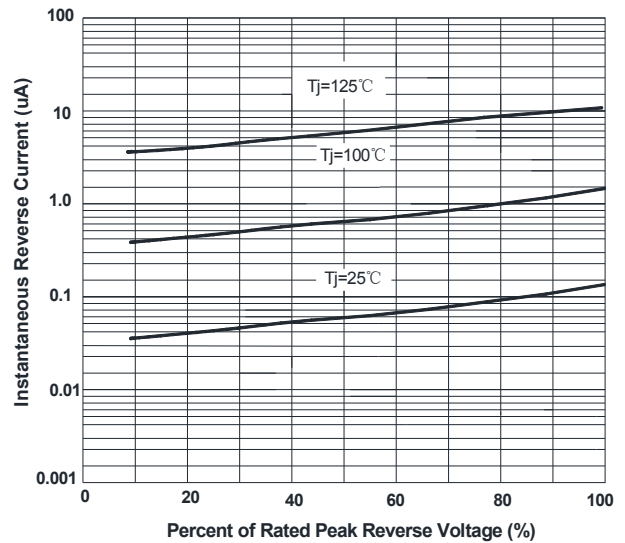


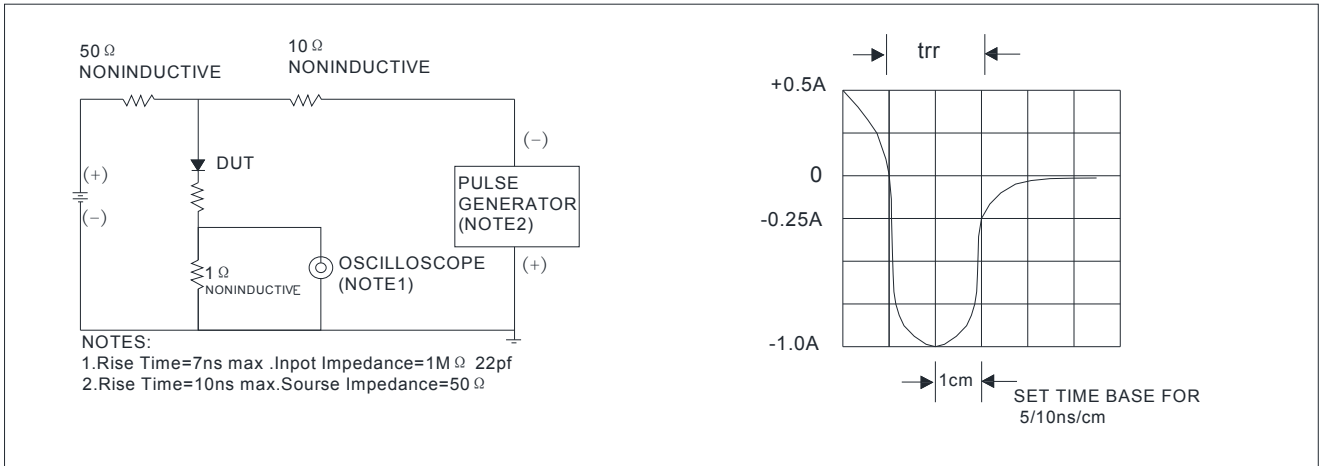
FIG.4: Typical Reverse Characteristics



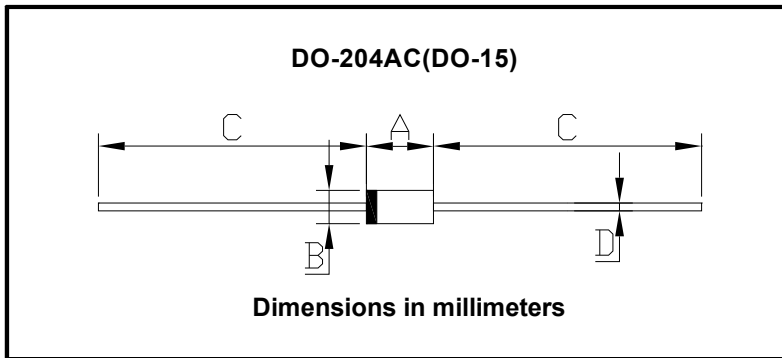


# MUR220 THRU MUR260

FIG.5: Diagram of circuit and Testing wave form of reverse recovery time



## ■ Outline Dimensions



DO-204AC(DO-15)		
Dim	Min	Max
A	5.80	7.60
B	2.60	3.60
C	25.4	/
D	0.70	0.90



## MUR220 THRU MUR260

---

### Disclaimer

The information presented in this document is for reference only. Yangzhou Yangjie Electronic Technology Co., Ltd. reserves the right to make changes without notice for the specification of the products displayed herein to improve reliability, function or design or otherwise.

The product listed herein is designed to be used with ordinary electronic equipment or devices, and not designed to be used with equipment or devices which require high level of reliability and the malfunction of which would directly endanger human life (such as medical instruments, transportation equipment, aerospace machinery, nuclear-reactor controllers, fuel controllers and other safety devices), Yangjie or anyone on its behalf, assumes no responsibility or liability for any damages resulting from such improper use of sale.

This publication supersedes & replaces all information previously supplied. For additional information, please visit our website [http:// www.21yangjie.com](http://www.21yangjie.com) , or consult your nearest Yangjie's sales office for further assistance.